

Sample

For the MAC

To purchase the full version,
Please go to our page
<http://prudencemillinery.com/fabricflower.htm>
Section: How to order for the MAC

Fabric Flowers Making

By

Prudence Millinery

*Learn how to make hand made fabric flowers with
this 24 page illustrated e-book.*

*Learn how to hand roll silk organza and cotton
organdy to create beautiful flowers.*

*This e-book contains all the secrets of rose
flower making, with stems and leaves.*

*130 colour photographs with step-by-step easy to
follow instructions by Prudence.*


*Suitable for use in hat trimming, bridal
headdresses, dressmaking hair ornaments and
brooches.*

*A perfect introduction to Prudence's hat
workshops!*


© Prudence Millinery 2007



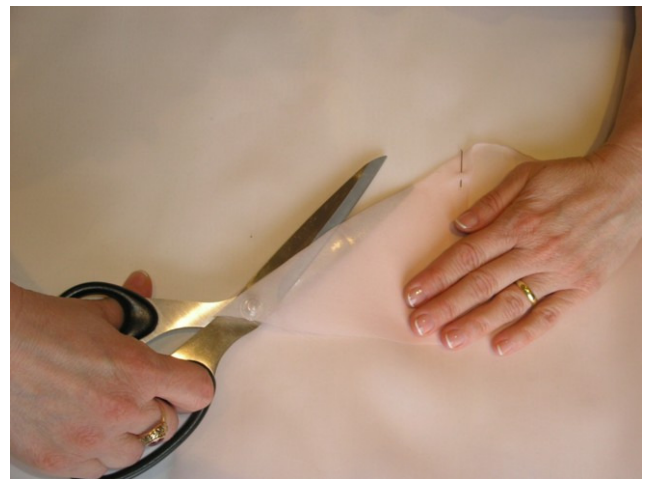
37 – This is how your cotton wool should now look.




38 – To cut your fabric on the bias, fold up a corner of your fabric...



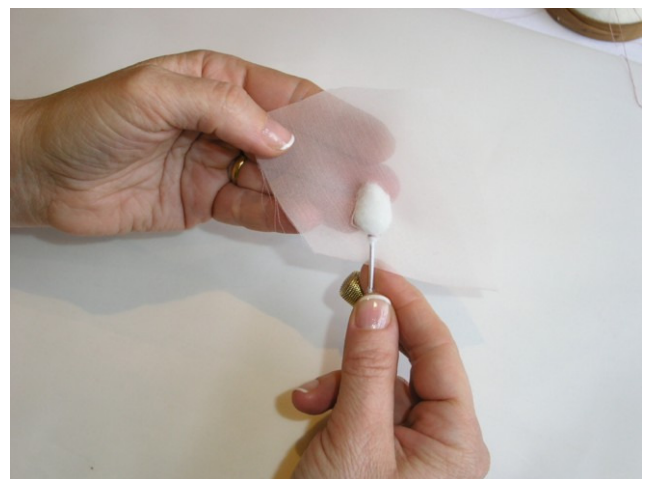
39 – ... so it looks like the picture above.
Try to get the measurement of 20 cm on the folded edge.
Place 2 pins near the edge of fabric.




40 – Cut carefully along the folded edge.



41 – You should now have a triangular piece of fabric cut on the bias.




42 – Cut your triangle in half and place behind your bud.




115 –Continue wrapping evenly.




116 – Do not worry about the petal wire which you will now be covering. The bumps will help the flower look natural.




117 – When you reach a leaf, you can bend the wire in all directions. This will enable you to wrap around it.



118 – Continue wrapping...



119 – Continue wrapping until you reach the base of your flower.



120 – Now place another dab of glue near the base of your flower.

And after 24 pages of step by step easy to follow instructions, your finished flower will look like this:



With our tutorial "[Couture Hair Band Making](http://prudencemillinery.com/hairband.htm)", make stunning Couture Hair Bands that you can ornament with your Fabric Flowers
<http://prudencemillinery.com/hairband.htm>

All our current online tutorials are available from our page:
<http://prudencemillinery.com/tutorials.htm>

This product is copyrighted *. All rights are owned by Prudence Millinery. Unauthorized copies are prohibited. This product is authorized for use only by ONLY ONE individual and cannot be reproduced and / or resold.

* You cannot make unauthorized copies of copyrighted materials. Copying or downloading copyrighted materials without the authorization of the copyright owner is against the law, and may result in civil and criminal penalties, including fines and imprisonment

© Prudence Millinery 2007
Property of Prudence – produced in January 2007
Unauthorized copies prohibited